




## Fioptics+ Streaming App

Download the Fioptics+ streaming app to your popular devices (Firestick, Apple TV 4K, Android TV, Apple and Android mobile devices). Access and manage your Cloud DVR recordings, content and more.\*



Scan this code with your smartphone's camera app for Fioptics+ self-help tutorials and more.



## Quick-Start Setup Guide



## Need support? We're here to help!

808.643.6111

[hawaiiantel.com/fiopticsplus](http://hawaiiantel.com/fiopticsplus)

\*Note: Fioptics+ not available on Roku at this time. Content available outside of your home's network may vary. Compatibility with devices not guaranteed.

# Welcome to Fioptics+, powered by TiVo. Setting up your Fioptics+ set-top box requires a few simple steps.

## 1 Connect the set-top box


Plug your Fioptics+ set-top box into a power outlet, and connect the provided HDMI cable to the box and your TV.



If you wish to use a wired Internet connection, use the provided Ethernet cord to connect your set-top box directly to your gateway. If you prefer to go wireless, you may connect via your home's WiFi network.

## 2 Pair the remote

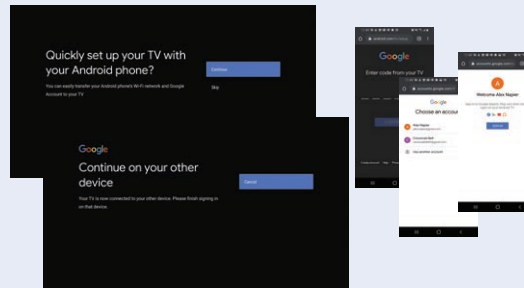
While the set-top box is initializing, the Google animation will cycle for a few minutes.



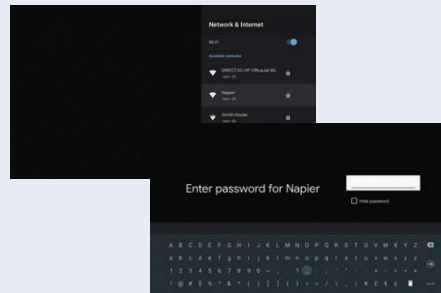
Once initialization is complete, you will pair the TiVo remote with the set-top box by pointing the remote at the TV. Then, select language.

## 3 Complete Google setup

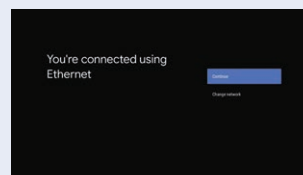
If you have a Google Account and Android phone, you may select "Continue" to transfer your WiFi network and Google Account to your TV. Otherwise, select "Skip" to set up manually.



If selected "Skip," select your network and enter password.

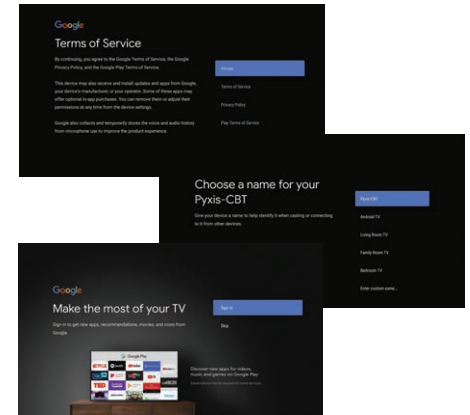


You will see the success screen if password is correct. Device will update once connected to the Internet, which can take up to a few minutes.



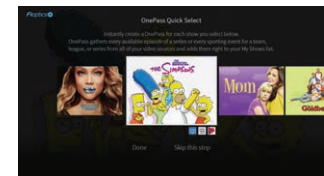
## 4 Make the most of your TV

Agree to Google Terms of Service, select your set-top box name and scroll through a series of screens to read about the features of your set-top box.



## 5 Enhance your experience with these advanced features

**OnePass - DVR Recordings & more**  
Add your favorite shows to OnePass for ease of access.



### Streaming Apps

Select popular apps to include in searches and browsing. Add or remove apps in the Apps and Games menu, via Google Play or App Store.

